


HOW TO USE PATTERNS


Copy the pattern swatch below into your Illustrator document.
This will add the pattern to your swatch panel.



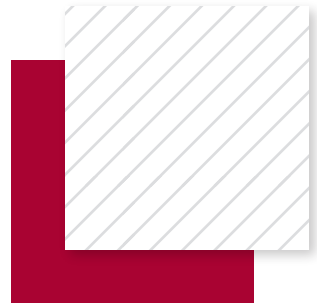
APPLYING THE PATTERN TO DIFFERENT BRAND COLORS



1 Create a shape
in the brand color
of choice.



2 Duplicate the shape
and apply the pattern
swatch.



3 Put the pattern square on
top of the colored square.



4 Set the transparency
of the pattern square to
multiply.*

* To open the Transparency
window, click on "Window" in
the drop down menu and select
"Transparency."

